



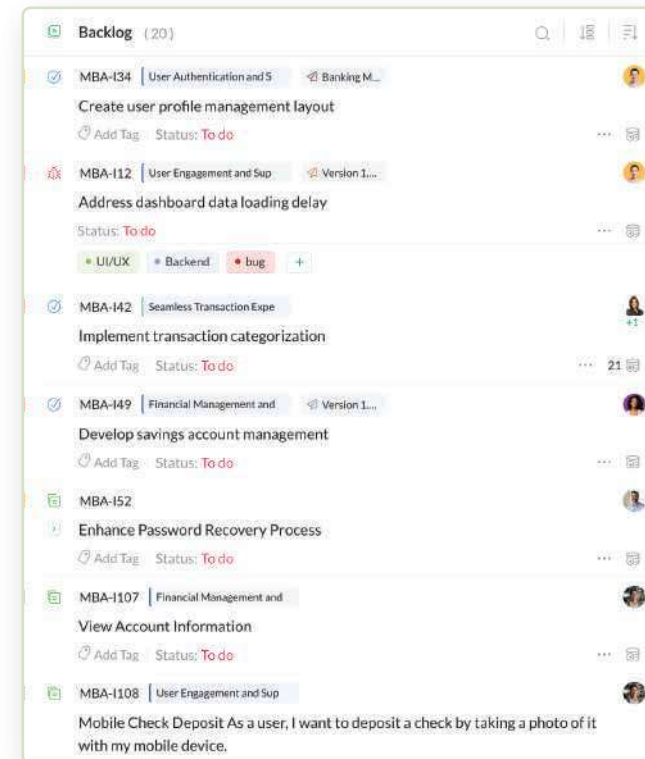
**Build great
products sprint
by sprint.**



Planning.

That's where everything starts.

Well begun is half done. Thorough planning always helps in getting your project started on the right note. The **Backlog** feature helps you to collect all your project ideas in one place, brainstorm with your team, refine work items which are sprint-worthy, and start your sprint in no time.

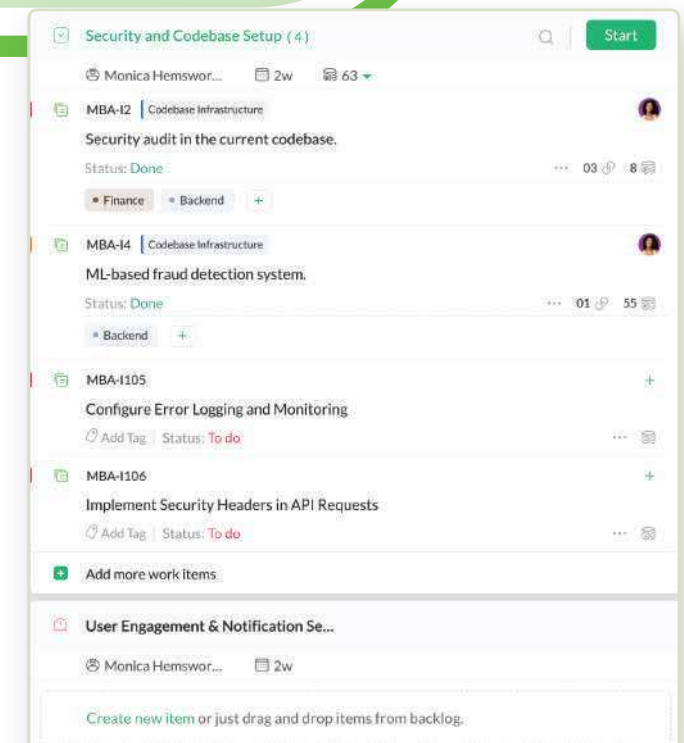


Project Backlog

Project Backlog is a comprehensive list of project goals, ideas, user stories, feature enhancements, and tasks you'd like to accomplish towards the end of the project.

Sprint Backlog

is a refined set of work items picked from the project backlog, planned for your team in the upcoming sprints.



Build exactly what the user needs.

A **user story** is a work item that helps you to articulate feature requirements and desired outcomes to your team members from an end-user perspective.

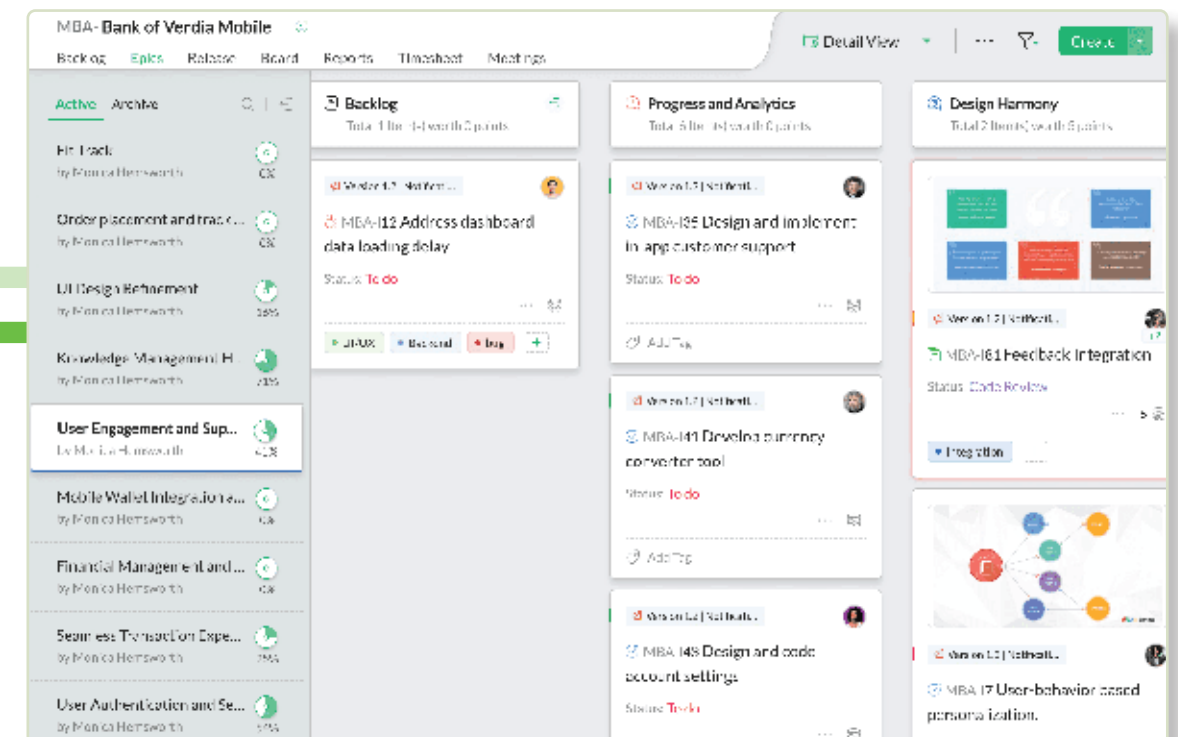
Organize work items better with Epics.

Break down a project's objectives into smaller and achievable goals with the help of Epics. You can associate work items with an epic and track epic-wise progress across multiple sprints from the **Epics page**.

Are you thinking of an epic way to organize work items across sprints? Well, you have the answer already.

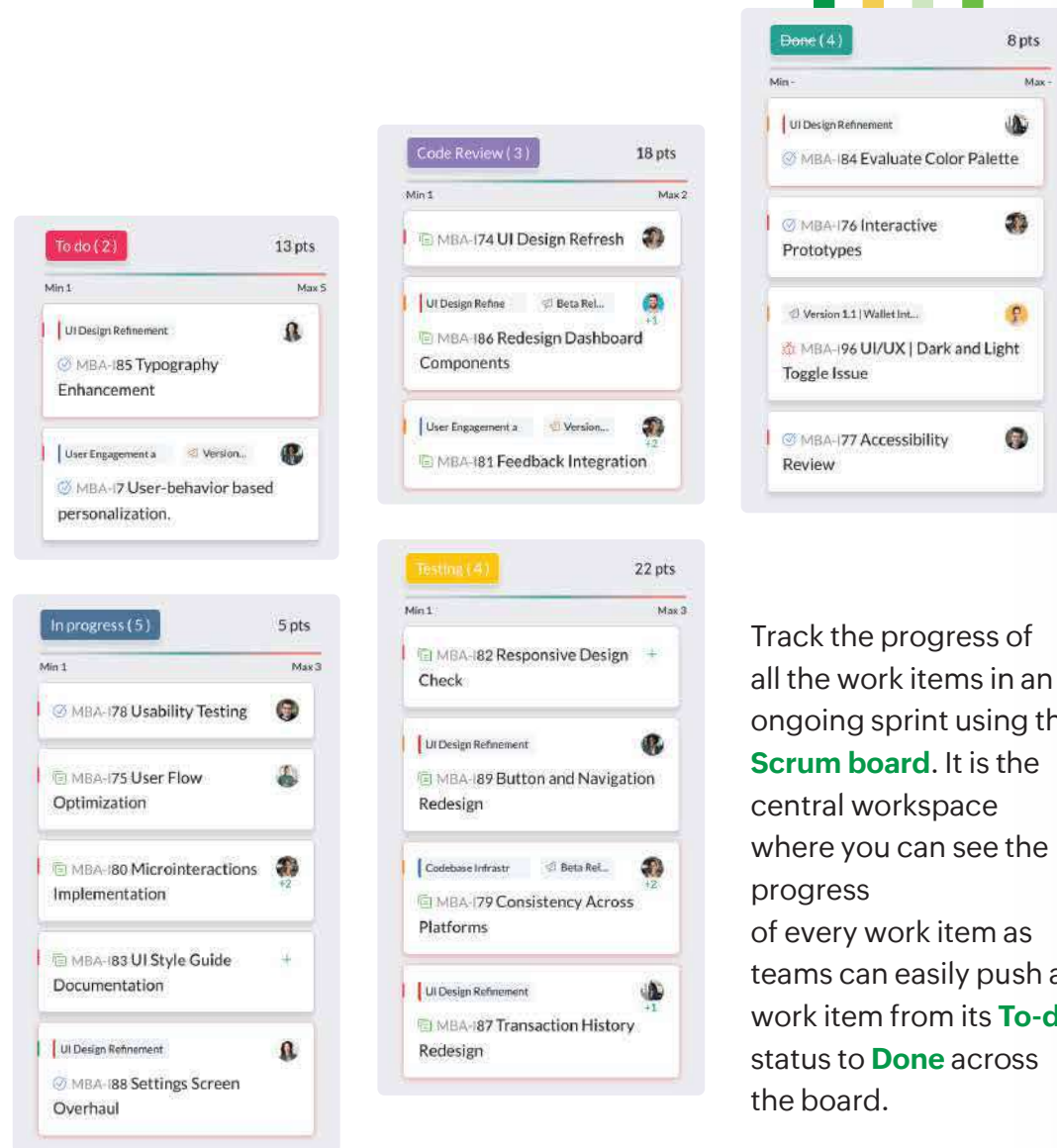
A **task** is a work item that allows you to assign specific actions to individual members, contributing to achieving the goals outlined in a user story. A bug is a work item that lets you raise and track defects in your project efficiently.

The 'Create' dialog box is shown with the 'Item' tab selected. It contains fields for 'Item Name', 'Description', 'Add to' (set to 'Backlog'), 'Attachments' (with a 'Drop or Select files' button and a note 'Note: Add up to 10 files'), 'Default Section', 'Assign Users' (with a 'Select user' dropdown), 'Status' (set to 'To do'), 'Epic' (with a 'Select epic' dropdown), 'Item Type' (with a dropdown menu showing 'Story' selected), 'Priority' (with a search bar), 'Start Date', 'End Date', and 'Duration'. At the bottom, there are buttons for 'Add to Other apps', 'Create', 'Add More', and 'Cancel'.



The Epic view helps you track the progress of your team against the overall goals set for the project.

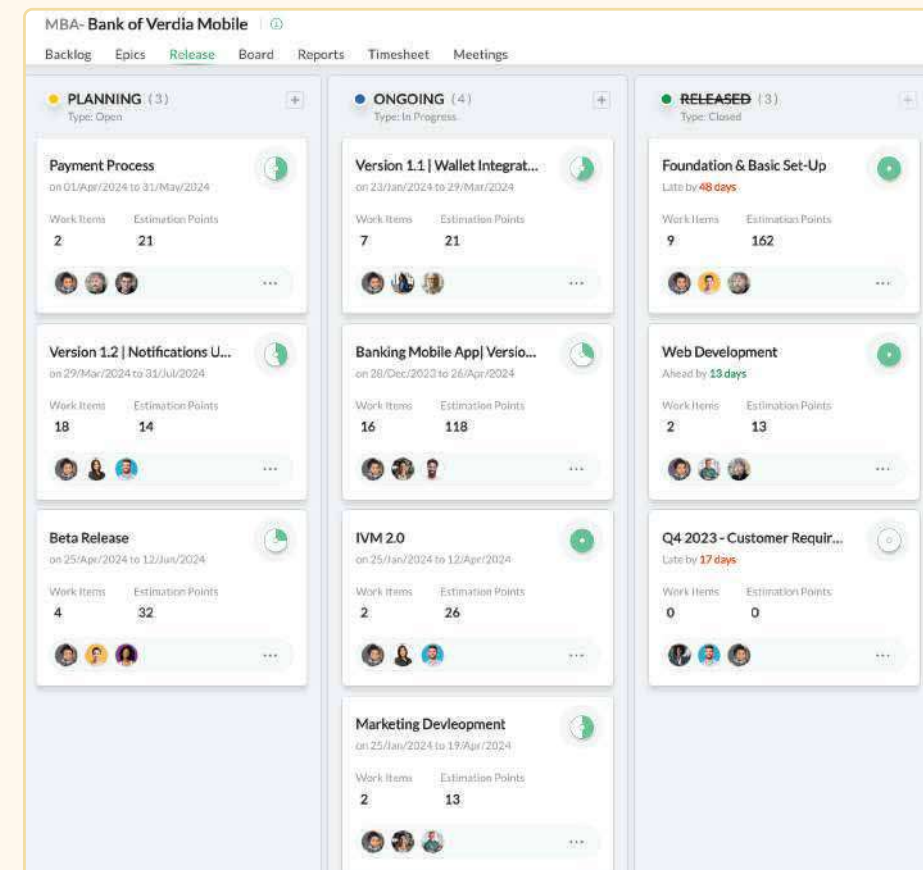
Visualise progress with Scrum Board.



Track the progress of all the work items in an ongoing sprint using the **Scrum board**. It is the central workspace where you can see the progress of every work item as teams can easily push a work item from its **To-do** status to **Done** across the board.

Increase product value with every release.

Launch product increments as short releases with the help of our **Release module**. You can add and customize stages of your release workflow, associate work items to a release, and navigate them from the **Plan** stage to the **Released** stage as your teams make progress.



Every second counts.

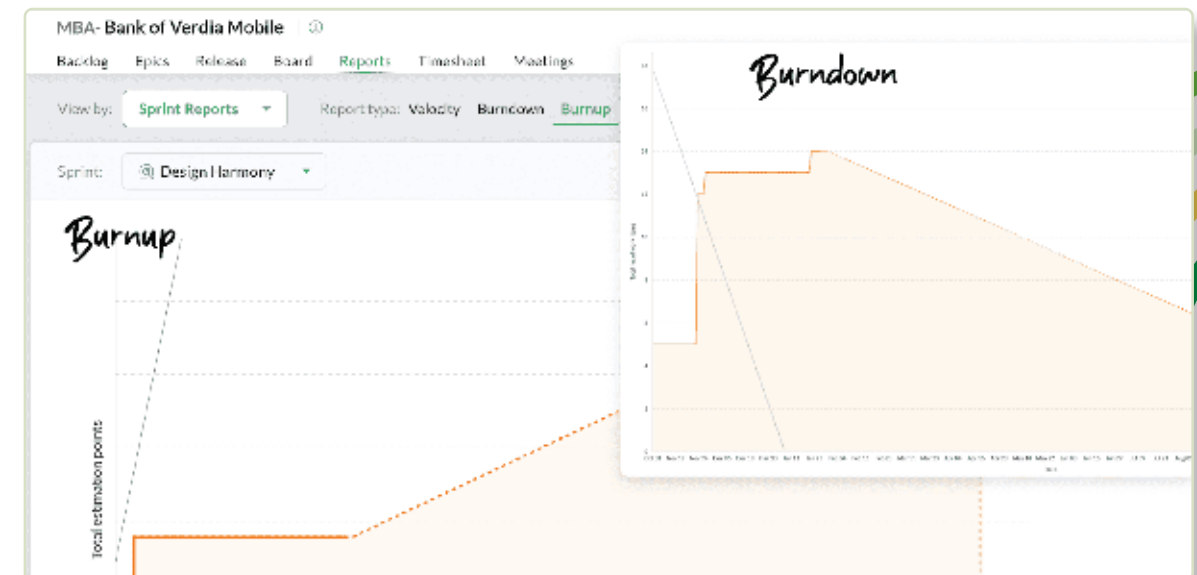
Worry less about time tracking as we help you track log hours and manage time logs with the help of our inbuilt **Timesheet** module. You can track both the billable and non-billable hours, approve or reject time logs, and export them into an XLS or a CSV file as necessary.

Log type	Meeting	Work Item	General	View by	Date	User
Logs Added (64)						
26:30 + 360:38 = 387:08						
17/Jan/2024						
MBA-118	Resolve mobile check deposit image processing error	Bug Fixing Sprint - 4	Pending	Non-billable	00:01	
MBA-162	Integrate Authenticator App Support	User Authentication a...	Pending	Non-billable	03:18	
MBA-13	UX for specially-challenged user groups/audience	Wallet Integration	Pending	Non-billable	01:00	
27/Dec/2023						
MBA-133	Create a project roadmap outlining milestones and release c...	Foundation Setup	Approved	Billable	07:00	
MBA-110	Fix login screen layout on smaller devices	Bug Fixing Sprint - 4	Pending	Non-billable	01:00	
MBA-11	Integrating cryptocurrency transactions	Feature Added Links	Pending	Non-billable	15:51	
MBA-118	Resolve mobile check deposit image processing error	Bug Fixing Sprint - 4	Pending	Non-billable	00:28	
25/Dec/2023						
MBA-16	Market research to identify emerging trends	Research and Knowle...	Approved	Non-billable	05:00	
22/Dec/2023						
MBA-130	Choose and set up a continuous integration (CI) system for a...	Foundation Setup	Pending	Non-billable	13:00	

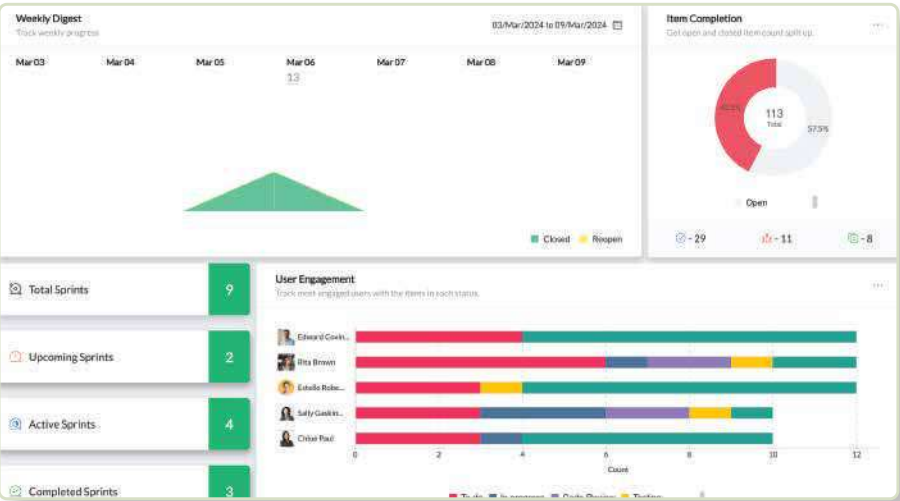
Track your time spent on work items across projects in real-time with the Global timer. You can initiate the timer for multiple tasks and pause or stop the timer as needed.

Agile reports ✓

As the essence of agility lies in short feedback loops and attending to the feedback promptly in the next iteration, a good project management tool becomes complete only when it lets its users interpret data visually in the form of reports. You can access all the universally used Agile reports like **Burnup** chart, **Burndown** chart, **Velocity** chart, **Cumulative Flow** Diagram, etc., for your project under the **Reports** module.



Interpret work metrics visually with the help of **Dashboards** at project and module levels. If you are a manager, these dashboards could turn into your go-to page to track performance and quickly identify delays and bottlenecks.



Be it the **Sprint** metrics, **Backlog** metrics, or **Timesheet** metrics, we've got them all covered! Every widget is carefully designed by us to help you get the most of the project data at your fingertips.



Stay connected as you sprint.

Monica Hemsworth updated **Item** from 'To do' to 'Done'
06/Mar/2024 02:42 AM · Show full description

🔖 MBA-147 Implement mobile wallet functionality

🔖 Wallet Integration

Monica Hemsworth
Don McCreesh Rita Brown Kindly provide the link to the designs for the mobile wallet for further review process.
28/Nov/2023 03:49 AM · 👍 1 · 🗨️ · Reply · View 3 replies · Convert into work item

Monica Hemsworth
Hannah Murphy and Estelle Roberts We are good to kickstart the backend and frontend development for this feature.
Kindly keep us in the loop with all the updates.
cc:johnmarsh
28/Nov/2023 04:06 AM · 🗨️ · Reply · Convert into work item

Monica Hemsworth

Quick Updates

The backend and frontend development is complete

The backend and frontend Integration will be complete by 5th of december.

29/Nov/2023 06:43 AM · 🗨️ · Reply · Convert into work item

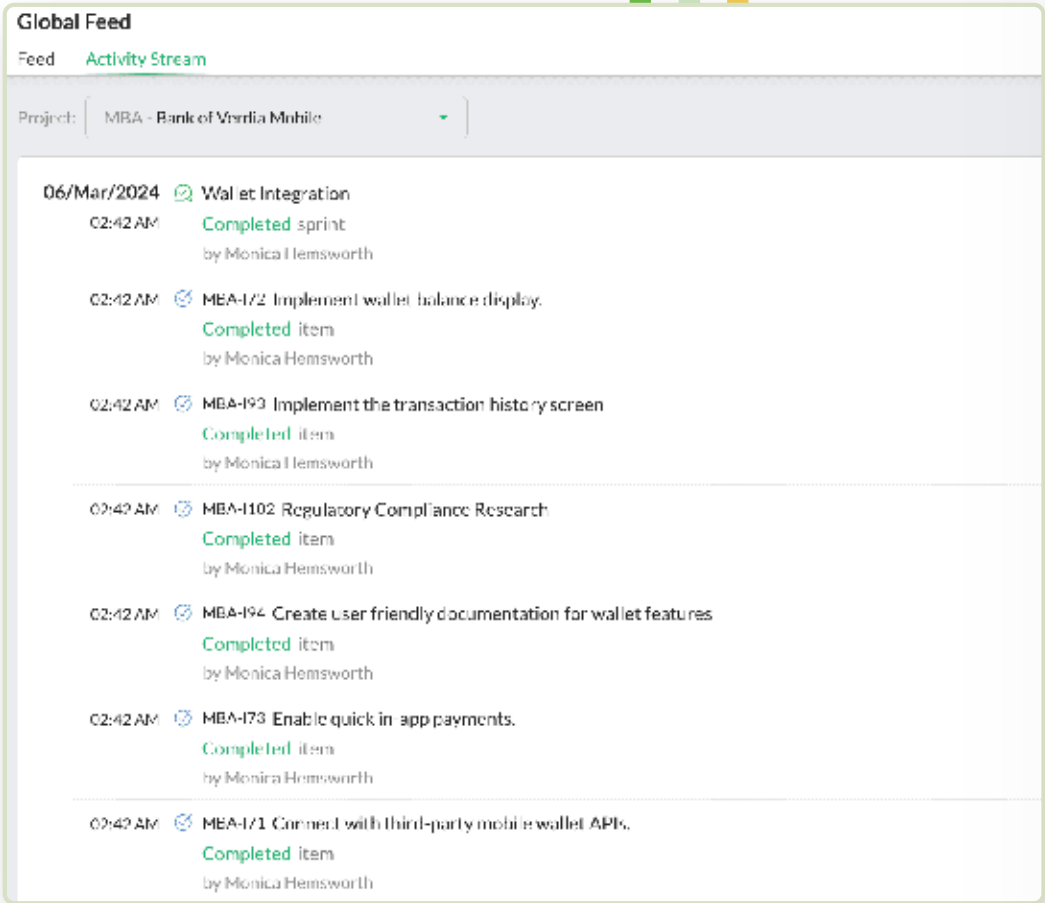
Type @ to mention someone and #I to mention item ID

Wouldn't it be awesome if your scrum tool lets you effectively collaborate with your distributed teams?

With our collaborative project **Feed**, **Group Chat** options, and **Whiteboard** integration, one can easily post status updates, brainstorm ideas, and stay updated with everything that's happening in the project.

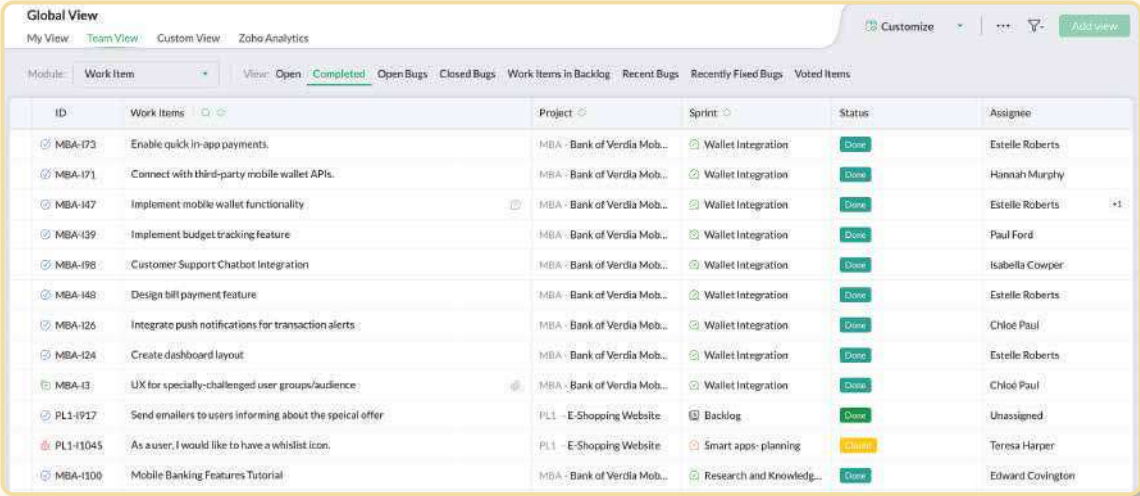
Activity Stream

Stay updated on project activities across the workspace with the help of **Activity Stream**. You can select a project to view its activities in chronological order from the Activity Stream page.



Unlock project insights at a glance with Global View.

Get a bird's-eye view of all work items across the workspace with our **Global View** feature. It offers default views such as **My View** to see all the work items assigned to you, and **Team View** for work items assigned to your team. You can also organize data module-wise within these default views.



Additionally, Global View allows you to create **custom views** using filter criteria to view specific data selectively.

Customization is key.

Would you say
no to a tool
that lets you
customize it
the way you
want?

With **Custom Layouts** and **Custom Fields**, you can add more context to each of your projects. You can also customize sprints, work items, epics, releases, meetings, user roles, user groups, and email templates to make the project look more relevant to the specific problem statement your business solves.

The screenshot shows the 'New Fields' dialog in the 'Data' section of the 'Project Management' app. The dialog is titled 'New Fields' and has a 'New Fields' button at the top left. It displays a grid of field types, each with an icon and a name. The field types are: Single Line, Text Area, Integer, Check Box, Radio, Pick List, Multi Select, Multi User, Lookup, Date, Date & Time, Email, URL, Currency, Percentage, HTML, Boolean, and Formula. The 'Date' field type is highlighted in blue. The dialog also shows a 'New Fields' button at the bottom right.

Streamline your workflow with Automation.

Automate all your routine tasks effortlessly with our robust **Automation** feature. You can create custom functions hassle-free with the help of **syntax assist**.

Create Custom Function 🔗

Display Name
Update Release status when an item is reopened or closed

Function Name
updateReleaseStatusWhenAnItemIsReopenedOrClosed

Category
Automation

Models
Item

Trigger Events
Select value

Description
Complete release when all the items associated with that release are closed (or) Reopen release when any of the items associated with that release is reopened.

Parameters

Parameter Name	Parameter Value
Item Id	Item Id
Project Id	Project Id

Save **Save and Execute** **Cancel**

Deluge No Data Found

set variable

add comment

info

connection

if

status F

else

else

connection

send mail

post to chat

connection

webhook

zoho integration

collection

create collection

import

get

update

delete

for each element

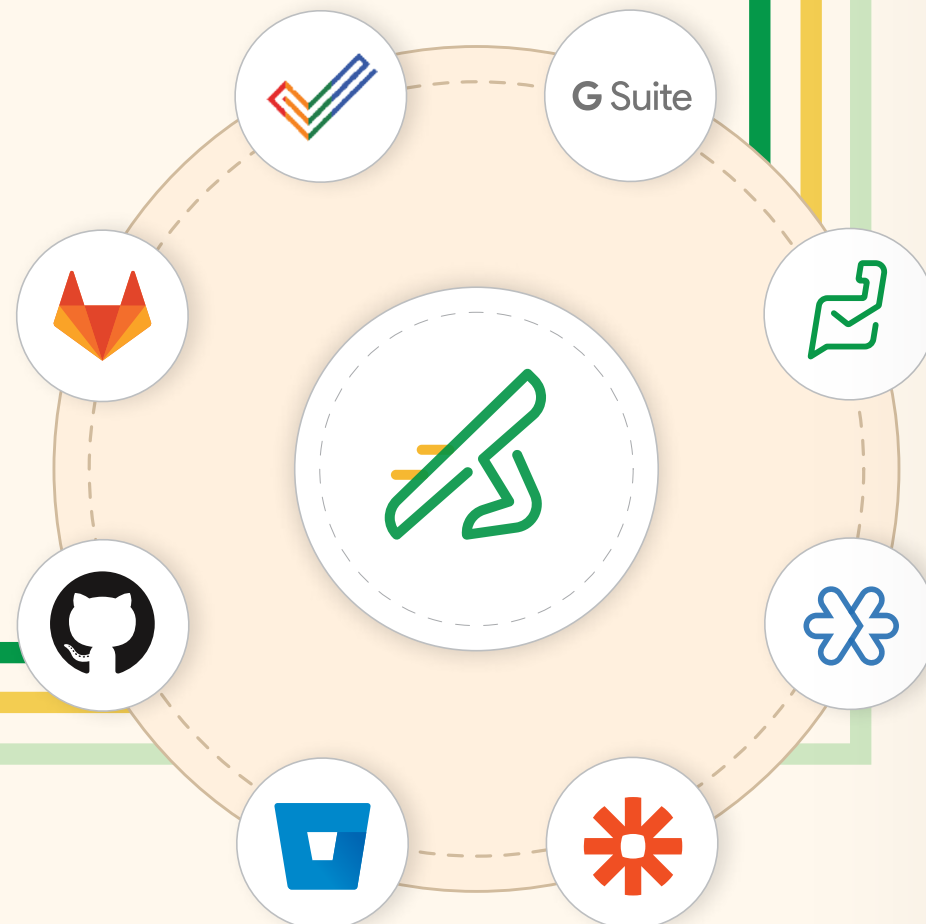
```

1 // Important Notes
2 * 1. Create a connection for Zoho Scripts with the scopes "ZohoSprints.items.READ, ZohoSprints.release.READ,
   ZohoSprints.release.UPDATE".
3 * 2. Replace "springsapi.zoho.com/zsapi/team/" with the connection name.
4 * 3. Switch off "Use Credentials of Login User" while creating the connection.
5
6 if(!triggerEvent.isLuIC() && (triggerEvent == "Item Closed" || triggerEvent == "Item Reopened"))
7 {
8     springsAPIEndPoint = "https://springsapi.zoho.com/zsapi/team/" + teamId;
9     itemParams = Map();
10    itemParams.put("action", "details");
11    headers = Map();
12    headers.put("x-convert-response", "true");
13    headers.put("x-zs-request", "large");
14    itemResponse = invokeurl()
15    {
16        url :springsAPIEndPoint + "/projects/" + projectId + "/sprints/" + sprintId + "/" + taskId + "/" + itemId + "?",
17        type : GET
18        parameters:itemParams
19        headers:headers
20        connection:springsconnection
21    };
22    // Replace with your springs connection as string
23    if(itemResponse.get("status") == "success")
24    {
25        releaseCount = itemResponse.get("items").toMap().get("releaseCount");
26        if(releaseCount == 0)
27        {
28            info "No release associated with the item. Item Id: " + itemId;
29        }
30        else if(!itemResponse.containsKey("releaseDetails"))
31        {
32            info "Release feature unavailable.";
33        }
34        else
35        {
36            releaseDetails = itemResponse.get("releaseDetails").toMap();
37            releasesIds = releaseDetails.get("releasesIds").toList();
38            releasesIdLimit = 10;
39            // Maximum release update limit is set to 10. Modify if required
40            if(releaseCount > releasesIdLimit)
41            {
42                info "The number of releases to which the item has been associated has exceeded the limit. Hence, only a
43                few releases will be updated.";
44                releasesIds = releasesIds.sublist(0, releasesIdLimit);
45            }
46        }
47    }
48    }
49    }
50    }
51    }
52    }
53    }
54    }
55    }
56    }
57    }
58    }
59    }
60    }
61    }
62    }
63    }
64    }
65    }
66    }
67    }
68    }
69    }
70    }
71    }
72    }
73    }
74    }
75    }
76    }
77    }
78    }
79    }
80    }
81    }
82    }
83    }
84    }
85    }
86    }
87    }
88    }
89    }
90    }
91    }
92    }
93    }
94    }
95    }
96    }
97    }
98    }
99    }
100   }
```

The Automation module also offers a gallery function with **predefined functions** for certain tasks, which you can easily customize as necessary.

Save time with seamless integrations.

Spend less time managing your software and more time managing your projects. Automate your CI/CD pipeline and fetch build updates with the pleasure of not having to hop between different applications frequently. We have integrated well with popular developer tools like GitLab, GitHub, Jenkins, BitBucket etc., and other Zoho apps.



Trusted by 100k+ teams worldwide.

We adopted Zoho Sprints for the ease of use and the benefits that come with the Zoho ecosystem. Zoho Sprints transformed the way we work and helped us in dealing with efficiently managing our projects.

Razvan Ionescuceo
CEO, Security Portal

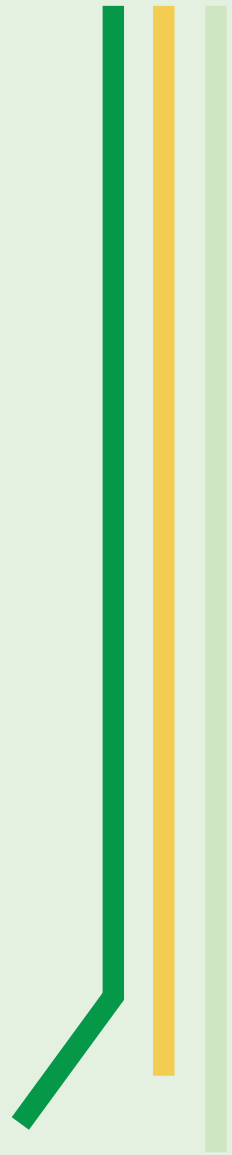
User-based pricing that doesn't tie you down.

Starting from

₹ **70**

per user per month
billed annually

- ✓ 50 Projects
- ✓ 20 GB
- ✓ 5 Project Templates
- ✓ Backlog Management
- ✓ Scrum Board
- ✓ Epic Management
- ✓ Timesheet Management
- ✓ Agile Reports
- ✓ Scrum Meetings
- ✓ Project and Sprint Dashboard
- ✓ Project Feed and Activity Stream
- ✓ iOS and Android Mobile App



★ 4.9/5 | iOS



★ 4.5/5 | Android

INDIA | **Chennai**

Estancia IT Park, Plot no. 140, 151, GST Road,
Vallancheri, Chengalpattu District, Tamil Nadu - 603202

+1 877 834 4428 / 844 584 2497 / 833 968 1705



zoho.com/sprints